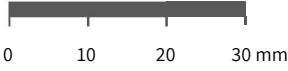




RING SIZING TOOL

Please measure the bar below and make sure it is exactly 30 mm long. If not, please check Page Scaling.

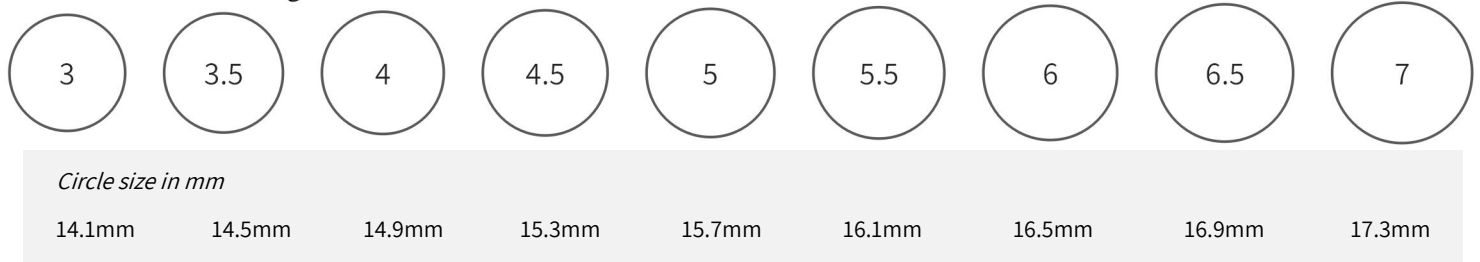


- Find a ring that fits your intended finger.
- Place the ring over the circles to the below. Matching the inside edge overlapping the circle completely. This is the measurement of the inside diameter of the ring.
- If the ring falls between two sizes, we suggest you order the larger size.

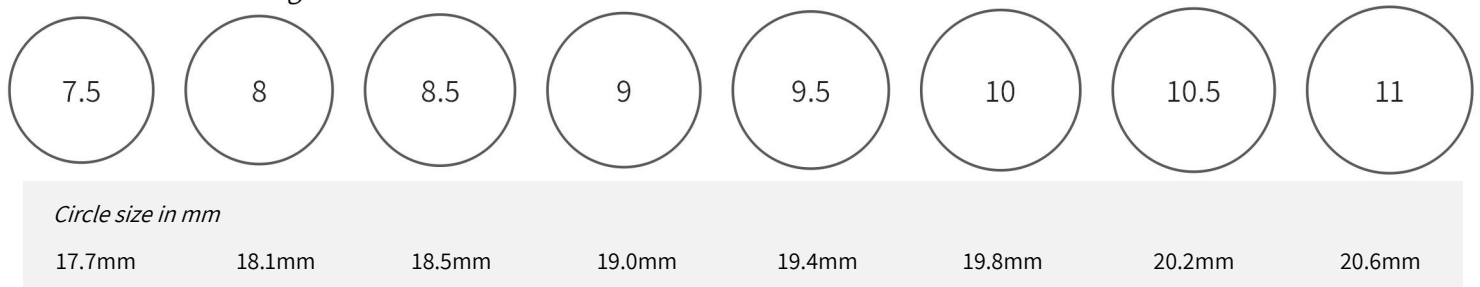
To print this tool, be sure to set the Page Scaling to “100%” on your print dialog box. (press CTRL +P to open the print dialog box).

This ring sizer guide only for a referencing tool, for the accurate result, please don't hesitate to order our free ring sizer.

Standard American Ring Sizes



Standard American Ring Sizes



Standard American Ring Sizes

